

GOLDEN GATE LT + GOLDEN GATE LT WMN

33090/351 & 352

PRODUCT POSITIONING

Explore without limits in the Golden Gate LT, designed for runners who crave both the energy of the city and the tranquility of nature, this shoe adapts to your environment. Experience a cushioned and supportive feel on hard surfaces, while the durable outsole provides confident traction on park paths and gentle trails. Enjoy the freedom to roam wherever your day takes you.



M 33090/351


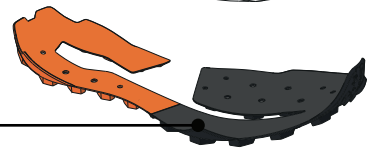
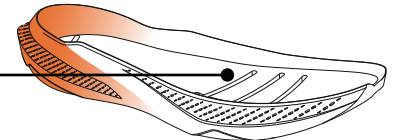


W 33090/352

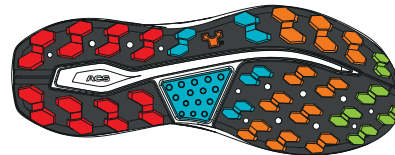
04 Midssole made of low-density EVA+PE-BAX compound for enhanced cushioning and high energy return

05 Rubber outsole with ATR GUM compound, excellent grip and durability on mixed terrain

Lateral tread geometry extending onto the side-wall to enhance structural support and provide abrasion resistance



STACK
HEEL 30MM / TOE 24MM
DROP 6MM



- PROPULSION AREA
- BREAKING AREA
- MAXIMUM GRIP AREA
- STABILITY AREA

FEATURES AND BENEFITS

- 01 **Upper:** Engineered Eco Mesh upper with TPU reinforced areas adds lightweight structure and support.
- 02 **Sock-Fit LW:** Stretch fabric incorporated with minimal stretch tongue providing gentle wrapping and support, reducing bulk and enhancing fit.
- 03 **EXO Construction:** Provides enhanced mid-foot support
- 04 **Midsole:** EVA + 20% Pebax ensures outstanding cushioning and rebound
- 05 **Outsole:** PRESA® outsole with SuperGum rubber for traction on and off road.

SPECIFICATIONS

- Upper: Eco Mesh + PU Film
- Lining: Eco Stretch Textile
- Insole: Strobel
- Midsole: CM-EVA + 20% PEBAX
- Outsole: PRESA® TRN-11 / SuperGum
- Last: (M) ARGG
(W) ARGGW
- Sizes: (M) 40-47 (½ sizes), 48 (whole sizes)
(W) 36-43 (½ sizes)
- Weight: (M) 300g; 10.6oz (½ pair, size 42)
(W) 240g; 8.5oz (½ pair, size 38)
- Origin: Vietnam

TECHNOLOGIES



**GOLDEN GATE LT +
GOLDEN GATE LT WMN**

33090/351 & 352

TECHNOLOGY · MATERIALS · CONSTRUCTION

PRESA® Outsole – PRESA® is SCARPA's proprietary outsole brand, born out of 80+ years of technical outsole design experience, to deliver the best traction solutions available. The outsole is molded in our exclusive SuperGum Eco rubber, with 4mm deep lugs designed with specific inclinations and angles to provide optimal traction, propulsion and braking, and features lateral grooves in the forefoot to enhance sole flex. The medial forefoot area features an edging zone, providing more rubber to surface contact under the big toe.

SuperGum Rubber – Exclusive to SCARPA, the SuperGum rubber compound was developed to provide equal or better slip resistance as compared to other high-friction rubbers but with vastly superior abrasion resistance. It was formulated to deliver high friction performance in both wet and dry conditions, but at the same time offers 3 times the abrasion resistance. SuperGum is the ideal rubber compound for SCARPA trail running shoes.

EXO Construction – Highly breathable upper mesh is backed by our EXO internal support matrix, inspired by structural elements of the Golden Gate bridge. Welded PU reinforcements on the upper add additional structure, support and abrasion resistance.

Midsole – Our compression molded EVA midsole is super charged with 20% Pebax, which enhances the lifespan of the midsole and resists compression set, while offering improved rebound and elastic response as compared to standard EVA.

SCARPA Planet Friendly – Our products tread the most wonderful and unspoiled landscapes on earth. We feel we must do our best to preserve these landscapes. "Planet Friendly", products made of environment-friendly materials refer to products in which materials and processes are specifically chosen for their environmentally friendly characteristics.

SOCK-FITLW
BY SCARPA

Sock-Fit LW System – Sock-Fit LW, or "Light Wrap" construction, is the most minimal version of Sock-fit that SCARPA offers. Most of our Trail Running models incorporate this innovative construction. The Sock-Fit LW system uses a stretch material combined with a minimal, stretch tongue that wraps both sides and the top of the instep, eliminating the tradition gusset construction, providing gentle pressure and support to both reduce bulk and enhance the fit of the shoe.



FIT:
ARGG / ARGGW last. Medium width heel pocket and mid-foot with a slightly roomier toe-box for high mileage comfort.

AVAILABLE COLORS



MEN | WHITE / TONIC

MEN | WHITE / AZURE

MEN | BLACK / ANTHRACITE

WOMEN | MINT / GREEN

WOMEN | WHITE / BRIGHT ALOE

WOMEN | BLACK / ANTHRACITE